

PLASTIX | USA LLC

Paper Airbags <<<<<<<<<



>>>>>>>> **PP Woven**



Dunnage airbags are inflatable bags for use in securing and stabilizing cargo transported by land, rail and sea. They are available in a variety of sizes and various pressure ratings (Levels) in order to correctly protect loads under different transport conditions.

It is an airtight polyethylene bladder bag that, when inflated with compressed air, serves as a load securing system to prevent shifting of loads. For most uses, the polyethylene bag is placed inside of a protective outer covering of woven polypropylene, or kraft paper. An opening in the bladder bag permits airflow into and out of the bag and is fitted with a valve to control inflation and deflation of the bag and prevent leakage of air from an inflated bag. Bags are placed in the voids between cargo units, such as pallets, cases, crates, barrels and coils, then inflated to pressures between 2 and 10 psi, depending on the specific type and application.



✗ without



✓ with



How to Use Plastix Airbags

Position the airbag at least 1 inch above the floor, No part of the airbag should stick out beyond the edge of the load.

Attach inflator to valve and squeeze trigger to begin inflation. Remove inflator and secure valve cap.

Create a bulkhead. To Deflate: Simply push and turn valve stem, and gently squeeze bag.

- * Always wear safety eye-wear
- * Protect the airbag when inflating, avoid sharp objects
- * Use cardboard and plywood to protect airbag on both sides
- * Never point inflator towards face and body
- * Never use folded airbags in voids
- * Use a filter and regulator on air supply.

WHY USE ?



THE MOST
ECONOMICAL BRACING
SYSTEM AVAILABLE



VERY EASY TO USE



QUICK APPLICATION



QUALITY TESTED AND
INSPECTED



REUSABLE



RECYCLABLE



PLASTIX | USA
LLC



Which Air Bag To Use












PP Woven and Paper airbags in Levels 0-5. Which airbag to use will vary depending on a number of factors such as weight, product type, shipping method, and loading method. To correctly determine which airbag is right for your specific use, please contact us for a free consultation.

Bag Width by Void

- 8" void - 24" wide Air Bag is recommended
- 10" void - 30" wide Air Bag is recommended
- 12" void - 36" wide Air Bag is recommended
- 15" void - 48" wide Air Bag is recommended
- 20" void - 60" wide Air Bag is recommended

Material Specs

- Level 0 : 60+20 gr (Lamination)- Inner 80 mic
- Level 1 : 80 +20 gr- Inner 80 mic
- Level 2 : 120+25 gr- Inner 120 mic
- Level 3 : 160+25 gr- Inner 150 mic
- Level 4 : 180+25 gr- Inner 150 mic
- Level 5 : 280+30 gr- Inner 170 mic
- Square Bag : 145+0 gr- Inner 100 mic
- Kraft 2 ply : Kraft 60gm & PPW Lam 85g- Inner 80 mic
- Kraft 4 ply : Kraft 60gm & PPW lam 145g- Inner 80 mic

	 LEVEL 0	  LEVEL 1	  LEVEL 2	  LEVEL 3	  LEVEL 4	  LEVEL 5
Load Capacity	Less than 45.000lbs	Less than 45.000lbs	Less than 75.000lbs	5.000lbs - 160.000lbs	160.000lbs - 205.000lbs	160.000lbs - 205.000lbs
Transport Mode	Truck	Truck/Intermodal/Container	Truck/Intermodal/Container	Rail - Vessel	Rail - Vessel	Rail - Vessel
Max PSI	2.5	3.0	5.0	8.0	10.0	10.0

PLASTIX | USA LLC



1-800-720-0602 / +1-305-891-0091

www.plastixdunnage.com
info@plastixdunnage.com